

MONTHLY REPORT OF DISBURSEMENTS

For the month of JANUARY 2019

Department : Department of Justice  
 Agency : Bureau of Corrections  
 Operating Unit : New Bilibid Prison  
 Organization Code (UACS) : 160020700003  
 Funding Source Code (as clustered): 1101101

PARTICULARS	CURRENT YEAR BUDGET					PRIOR YEAR'S BUDGET											SUB-TOTAL	RUST LIABILITIES				GRAND TOTAL					Remarks		
	PS	MOOE	Fin. Exp	CO	TOTAL	PRIOR YEAR'S ACCOUNTS PAYABLE					CURRENT YEAR'S ACCOUNTS PAYABLE							PS	TOC	CO	OTA	PS	MOOE	Fin. Exp	CO	TOTAL			
						PS	MOOE	Fin. Exp	CO	Sub-Total	PS	MOOE	Fin. Exp	CO	Sub-Total	PS												MOOE	Fin. Exp
1	2	3	4	5	6=(2+3+4+5)	7	8	9	10	11=(7+8+9+10)	12	13	14	15	16=(12+13+14+15)	17=(11+16)	18=(6+17)	19	20	21	22=(19+20+21)	23	24	25	26	27=(23+24+25+26)	28		
JANUARY																													
Notice of Cash Allocation (NCA)					169,725,017.00																								
MDS Checks Issued					2,169,698.29					0	25,139.48				25,139.48	25,139.48					0	25,139.48	2,169,698.29			0	169,725,017.00		
Advice to Debit Account	83,820,506.41	2,362,348.02			86,182,854.43					-	11,057,792.27	548,511.96			11,606,304.23	11,606,304.23	97,789,158.66				0	94,878,298.68	2,910,859.98			-	2,194,837.77		
Working Fund (NCA issued to BTr)																													
Tax Remittance Advices Issued (TRA)	5,778,730.21	156,339.00			5,935,069.21					-	8,495.04				8,495.04	8,495.04	5,943,564.25				0	5,778,730.21	164,834.04			-	97,789,158.66		
Cash Disbursement Ceiling (CDC)																													
Non-Cash Availment Authority (NCAA)																													
Others (CDT, BTr Docs Stamp, etc.)																													
<b>TOTAL</b>	89,599,236.62	4,688,385.31		#	94,287,621.93					-	11,082,931.75	557,007.00		#	11,639,938.75	11,639,938.75	105,927,560.68					100,682,168.37	5,245,392.31			-	105,927,560.68		

SUMMARY:

	Previous Report	This month (JANUARY)	As of Date		Previous Report	This month (January)	As of Date
Total Disbursement Authorities Received				Total Disbursements Program	175,668,581.25	175,668,581.25	January 31, 2019
NCA		169,725,017.00	January 31, 2019	Less: * Actual Disbursements	105,927,560.68	105,927,560.68	January 31, 2019
Working Fund				(Over)/Under spending	69,741,020.57	69,741,020.57	January 31, 2019
TRA		5,943,564.25	January 31, 2019				
CDC							
NCAA							
Others (CDT, BTr Docs Stamp, etc.)							
Less: Notice of Transfer Allocations (NTA)* issued							
<b>Total Disbursements Authorities Available</b>		175,668,581.25	January 31, 2019				
Less: Lapsed NCA			January 31, 2019				
Disbursements *		105,927,560.68	January 31, 2019				
<b>Balance of Disbursements Authorities as of to date</b>		69,741,020.57	January 31, 2019				

Notes: The use of NTA is discouraged  
 \* Amounts should tally

Prepared by:

CO2 EVELYN A. VILLEGAS

Date: \_\_\_\_\_

Noted by:

JULIE ANNE FAUSTINO  
 Chief, Cashier Section

Date: \_\_\_\_\_

MONTHLY REPORT OF DISBURSEMENTS

For the month of FEBRUARY 2019

Department Department of Justice  
 Agency Bureau of Corrections  
 Operating Unit New Bilibid Prison  
 Organization Code (UACS) 150020700003  
 Funding Source Code (as clustered): 1101101

PARTICULARS	CURRENT YEAR BUDGET					PRIOR YEAR'S BUDGET										SUB-TOTAL	TRUST LIABILITIES				GRAND TOTAL				Remarks			
	PS	MOOE	R i r - E	CO	TOTAL	PRIOR YEAR'S ACCOUNTS					CURRENT YEAR'S ACCOUNTS PAYABLE						PS	MOOE	F i n - E	CO	Sub-Total	TOTAL	PS	MOOE		F i n - E x p	CO	TOTAL
						PS	MOOE	F i n - E	CO	Sub-Total	PS	MOOE	F i n - E	CO	Sub-Total													
1	2	3	4	5	6= (2+ 3+4+5)	7	8	9	10	11= (7+ 8+9 +10)	12	13	14	15	16= (12+ 13+14+15)	17=(11+16)	18=(6+17)	19	20	21	22=(19+ 20+ 21)	23	24	25	26	27=(23+24+25+26)	28	
<b>FEBRUARY</b>																												
Notice of Cash Allocation					171,152,025.00																							171,152,025.00
MDS Checks Issued	55,007,472.08	8,073,046.50			63,080,518.58				0		1,068,803.42	4,554,219.39			5,623,022.81	5,623,022.81	68,703,541.39				0		56,076,275.50	12,627,265.89	0	0	68,703,541.39	
Advice to Debit Account	103,868,346.52	48,414,984.90			152,283,331.42						38,037.30	15,751,513.08			15,787,550.38	15,787,550.38	168,070,881.80				0		103,904,383.82	64,166,497.98		-	168,070,881.80	
Tax Remittance Advices Issued	5,837,878.41	3,487,485.78			9,325,364.19							1,335,382.58			1,335,382.58	1,335,382.58	10,660,746.77						5,837,878.41	4,822,868.36		-	10,660,746.77	
Cash Disbursement Ceiling																												
Non-Cash Availment Authority																												
Others (CDT, Docs Stamp, etc.)																												
<b>TOTAL</b>	164,713,897.01	59,975,517.18			224,689,214.19	#		#	#		1,104,840.72	21,641,115.05	#		22,745,955.77	22,745,955.77	247,435,169.96						165,618,537.73	81,616,632.23		-	247,435,169.96	

SUMMARY:

	Previous Report (Jan)	This month (FEBRUARY)	As of Date		Previous Report (Jan)	This month (Feb.)	As of Date
Total Disbursement Authorities Received				Total Disbursements Program	175,668,581.25	251,553,792.34	February 28, 2019
NCA	169,725,017.00	240,893,045.57	February 28, 2019	Less: * Actual Disbursements	105,927,560.68	247,435,169.96	February 28, 2019
Working Fund				(Over)/Under spending	69,741,020.57	4,118,622.38	February 28, 2019
TRA	5,943,564.25	10,660,746.77	February 28, 2019				
CDC							
NCAA							
Others (CDT, BTr Docs Stamp, etc.)							
Less: Notice of Transfer Allocations (NTA)* issued							
Total Disbursements Authorities Available	175,668,581.25	251,553,792.34	February 28, 2019				
Less: Lapsed NCA							
Disbursements *	105,927,560.68	247,435,169.96	February 28, 2019				
Balance of Disbursements Authorities as of to date	69,741,020.57	4,118,622.38	February 28, 2019				

Notes: The use of NTA is discouraged

Prepared by:   
 CO2 EVELYN A. VILLEGAS

Date: \_\_\_\_\_

Noted by:   
 JULIE ANN G. FAUSTINO  
 Chief, Cashier Section

Date: \_\_\_\_\_

MONTHLY REPORT OF DISBURSEMENTS

For the month of MARCH, 2019

Department : Department of Justice  
 Agency : Bureau of Corrections  
 Operating Unit : New Bilibid Prison  
 Organization Code (UACS) : 150020700003  
 Funding Source Code (as clustered): 1101101

PARTICULARS	CURRENT YEAR BUDGET					PRIOR YEAR'S BUDGET											SUB-TOTAL	TRUST LIABILITIES				GRAND TOTAL					Remarks	
	PS	MOOE	Fin. Exp	CC	TOTAL	PRIOR YEAR'S ACCOUNTS PAYABLE					CURRENT YEAR'S ACCOUNTS PAYABLE							TOTAL	PS	MOOE	CO	TOTAL	PS	MOOE	Fin. Exp	CO		TOTAL
						PS	MOOE	Fin. Exp	CO	Sub-Tot	PS	MOOE	Fin. Exp	CO	Sub-Total	PS												
1	2	3	4	5	6=(2+3+4+5)	7	8	9	10	11=(7+8+9+10)	12	13	14	15	16=(12+13+14+15)	17=(11+16)	19=(6+17)	19	20	21	22=(19+20+21)	23	24	25	26	27=(23+24+25+26)	28	
MARCH																												
Notice of Cash Allocation					173,214,517.00																						173,214,517.00	
MDS Checks Issued	29,622,031.02	6,654,864.70			36,276,895.72					-	3,286,509.35				3,286,509.35	3,286,509.35	39,563,405.07					32,908,540.37	6,654,864.70				39,563,405.07	
Advice to Debit Account	97,145,847.94	38,907,721.45			136,053,569.39		850,185.00				28,473.68	566,933.10			595,406.78	595,406.78	136,648,976.17					97,174,321.62	40,324,839.55				137,499,161.17	
Tax Remittance Advices Issued	8,495,415.18	2,641,720.44			11,137,135.62		67,475.00					48,493.50			48,493.50	48,493.50	11,185,629.12					8,495,415.18	2,757,688.94				11,253,104.12	
Cash Disbursement Ceiling																												
Non-Cash Availment Authority																												
Others (CDT, Docs Stamp, etc.)																												
<b>TOTAL</b>	135,263,294.14	48,204,306.59			183,467,600.73						3,314,983.03	615,426.60			3,930,409.63	3,930,409.63	187,398,010.36					138,578,277.17	49,737,393.19				188,315,670.36	

	<u>Previous Report (Feb)</u>	<u>This month (March)</u>	<u>As of Date</u>
Total Disbursement Authorities Received			March 31, 2019
NCA	240,893,045.57	177,333,139.38	
Working Fund			
TRA	10,660,746.77	11,253,104.12	March 31, 2019
CDC			
NCAA			
Others (CDT, BTr Docs Stamp, etc.)			
Less: Notice of Transfer Allocations (NTA)* issued			
<b>Total Disbursements Authorities Available</b>	251,553,792.34	188,586,243.50	March 31, 2019
Less: Lapsed NCA		270,573.14	
Disbursements *	247,435,169.96	188,315,670.36	March 31, 2019
<b>Balance of Disbursements Authorities as of to date</b>	4,118,622.38	270,573.14	

	<u>Previous Report (Feb)</u>	<u>This month (March)</u>	<u>As of Date</u>
Total Disbursements Program	251,553,792.34	188,586,243.50	March 31, 2019
Less: * Actual Disbursements (Over)/Under spending	247,435,169.96	188,315,670.36	March 31, 2019
	<u>4,118,622.38</u>	<u>270,573.14</u>	March 31, 2019

Notes: The use of NTA is discouraged  
 \* Amounts should tally

Prepared by:   
 CO2 EVELYN A. VILLEGAS

Date: \_\_\_\_\_

Noted by:   
 JULIE ANN G. FAUSTINO  
 Chief, Cashier Section

Date: \_\_\_\_\_

MONTHLY REPORT OF DISBURSEMENTS  
For the month of APRIL 2019


Department : Department of Justice  
 Agency : Bureau of Corrections  
 Operating Unit : New Bilibid Prison  
 Organization Code (UACS) : 150020700003  
 Funding Source Code (as clustered): 1101101  
 (e.g. Old Fund Code: 101, 102, 151)


PARTICULARS	CURRENT YEAR BUDGET					PRIOR YEAR'S BUDGET											SUB-TOTAL	TRUST LIABILITIES				GRAND TOTAL					Remarks	
	PS	MOOE	Fin. Exp	CO	TOTAL	PRIOR YEAR'S ACCOUNTS PAYABLE					CURRENT YEAR'S ACCOUNTS PAYABLE							TOTAL	PS	MOOE	CO	TOTAL	PS	MOOE	Fin. Exp	CO		TOTAL
						PS	MOOE	n. Ex	CO	Sub-Total	PS	MOOE	Fin. Exp	CO	Sub-Total	PS												
1	2	3	4	5	6=(2+3+4+5)	7	8	9	10	11=(7+8+9+10)	12	13	14	15	16=(12+13+14+15)	17=(11+16)	18=(6+17)	19	20	21	22=(19+20+21)	23	24	25	26	27=(23+24+25+26)	28	
APRIL																												
Notice of Cash Allocation (NCA)					181,928,231.00					-	2,449.08				2,449.08	2,449.08	55,098,907.49				-	48,530,756.08	6,568,151.41	-	-	181,928,231.00		
MDS Checks Issued	48,528,307.00	6,568,151.41			55,096,458.41					-																	55,098,907.49	
Advice to Debit Account	100,639,724.34	5,742,295.75			106,382,020.09	86,356.84				86,356.84	37,668.00				37,668.00	124,024.84	106,506,044.93				-	100,763,749.18	5,742,295.75	-	-	106,506,044.93		
Working Fund (NCA issued to BTR)																												
Tax Remittance Advices Issued (TRA)	7,740,842.80	359,598.76			8,100,441.56					-					-	-	8,100,441.56				-	7,740,842.80	359,598.76	-	-	8,100,441.56		
Cash Disbursement Ceiling (CDC)																												
Non-Cash Availment Authority (NCAA)																												
Others (CDT, BTR Docs Stamp, etc.)																												
<b>TOTAL</b>	156,908,874.14	12,670,045.92			169,578,920.06	86,356.84	-	#	-	86,356.84	40,117.08	#	-	#	40,117.08	126,473.92	169,705,393.98				-	157,035,348.06	12,670,045.92	-	-	169,705,393.98		

SUMMARY:

	Previous Report (March)	This month (April)	As of Date		Previous Report (March)	This month (April)	As of Date
Total Disbursement Authorities Received				Total Disbursements Program	188,586,243.50	190,028,672.56	April 30, 2019
NCA	177,333,139.38	181,928,231.00	April 30, 2019	Less: * Actual Disbursements	188,315,670.36	169,705,393.98	April 30, 2019
Working Fund				(Over)/Under spending	270,573.14	20,323,278.58	April 30, 2019
TRA	11,253,104.12	8,100,441.56	April 30, 2019				
CDC							
NCAA							
Others (CDT, BTR Docs Stamp, etc.)							
Less: Notice of Transfer Allocations (NTA)* issued							
<b>Total Disbursements Authorities Available</b>	188,586,243.50	190,028,672.56	April 30, 2019				
Less: Lapsed NCA	270,573.14						
Disbursements *	188,315,670.36	169,705,393.98	April 30, 2019				
<b>Balance of Disbursements Authorities as of to date</b>	270,573.14	20,323,278.58	April 30, 2019				

Notes: The use of NTA is discouraged  
 \* Amounts should tally

Prepared by:   
 CO2 EVELYN A. VILLEGAS  
 Date: \_\_\_\_\_

Noted by:   
 JULIE ANN G. FAUSTINO  
 Chief, Cashier Section  
 Date: \_\_\_\_\_

MONTHLY REPORT OF DISBURSEMENTS  
For the month of APRIL 2019

Department : Department of Justice  
 Agency : Bureau of Corrections  
 Operating Unit : New Bilibid Prison  
 Organization Code (UACS) : 1020700  
 Funding Source Code (as clustered): ###  
 (e.g. Old Fund Code: 101,102, 151)


PARTICULARS	CURRENT YEAR BUDGET					PRIOR YEAR'S BUDGET											SUB-TOTAL	TRUST LIABILITIES				GRAND TOTAL					Remarks	
	PS	MOOE	Fin. Exp	CO	TOTAL	PRIOR YEAR'S ACCOUNTS PAYABLE					CURRENT YEAR'S ACCOUNTS PAYABLE							TOTAL	PS	MOOE	CO	TOTAL	PS	MOOE	Fin. Exp	CO		TOTAL
						PS	MOOE	Fin. Exp	CO	Sub-Total	PS	MOOE	Fin. Exp	CO	Sub-Total	PS												
1	2	3	4	5	6=(2+3+4+5)	7	8	9	10	11=(7+8+9+10)	12	13	14	15	16=(12+13+14+15)	17=(11+16)	18=(6+17)	19	20	21	22=(19+20+21)	23	24	25	26	27=(23+24+25+26)	28	
APRIL																												
Notice of Cash Allocation (NCA)					686,089.00																						686,089.00	
MDS Checks Issued					-																						-	
AdVice to Debit Account					-								686,088.78	686,088.78	686,088.78	686,088.78	686,088.78								686,088.78	686,088.78		
Working Fund (NCA issued to BTr)					-																						-	
Tax Remittance Advices Issued (TRA)					-								38,835.22	38,835.22	38,835.22	38,835.22	38,835.22								38,835.22	38,835.22		
Cash Disbursement Ceiling (CDC)																												
Non-Cash Availment Authority (NCAA)																												
Others (CDT, BTr Docs Stamp, etc.)																												
<b>TOTAL</b>	-	-	-	-	-	#	#	-	-	-	#	#	-	724,924.00	724,924.00	724,924.00	724,924.00								724,924.00	724,924.00		

SUMMARY:

	Previous Report (March)	This month (April)	As of Date		Previous Report (March)	This month (April)	As of Date
Total Disbursement Authorities Received				Total Disbursements Program	188,586,243.50	724,924.22	April 30, 2019
NCA		686,089.00	April 30, 2019	Less: * Actual Disbursements	188,315,670.36	724,924.00	April 30, 2019
Working Fund				(Over)/Under spending	270,573.14	0.22	April 30, 2019
TRA		38,835.22	April 30, 2019				
CDC							
NCAA							
Others (CDT, BTr Docs Stamp, etc.)							
Less: Notice of Transfer Allocations (NTA)* issued							
<b>Total Disbursements Authorities Available</b>		724,924.22	April 30, 2019				
Less: Lapsed NCA							
Disbursements *		724,924.00	April 30, 2019				
<b>Balance of Disbursements Authorities as of to date</b>		0.22	April 30, 2019				

Notes: The use of NTA is discouraged

\* Amounts should tally

Prepared by:   
CO2 EVELYN A. VILLEGAS

Date: \_\_\_\_\_

Noted by:

  
JULIE ANN G. FAUSTINO  
Chief, Cashier Section

Date: \_\_\_\_\_

MONTHLY REPORT OF DISBURSEMENTS  
For the month of MAY 2019

Department : Department of Justice  
 Agency : Bureau of Corrections  
 Operating Unit : New Bilibid Prison  
 Organization Code (UACS) : 150020700003  
 Funding Source Code (as clustered): 1101101  
 (e.g. Old Fund Code: 101,102, 151)

PARTICULARS	CURRENT YEAR BUDGET					PRIOR YEAR'S BUDGET										SUB-TOTAL	TRUST LIABILITIES				GRAND TOTAL					Remarks		
	PS	MOOE	Fin. Exp	CO	TOTAL	PRIOR YEAR'S ACCOUNTS PAYABLE				CURRENT YEAR'S ACCOUNTS PAYABLE							TOTAL	PS	CO	CO	OTA	PS	MOOE	Fin. Exp	CO		TOTAL	
						PS	MOO	Fin. Exp	CO	Sub-Total	PS	MOO	Fin. Exp	CO	Sub-Total													PS
1	2	3	4	5	6=(2+3+4+5)	7	8	9	10	11=(7+8+9+10)	12	13	14	15	16=(12+13+14+15)	17=(11+16)	18=(6+17)	19	20	21	22=(19+20+21)	23	24	25	26	27=(23+24+25+26)	28	
MAY																												
Notice of Cash Allocation					234,916,429.00																						234,916,429.00	
MDS Checks Issued	58,576,242.13	9,567,099.42			68,143,341.55					-	501,331.31				501,331.31	501,331.31	68,644,672.86				0	59,077,573.44	9,567,099.42	0	0	68,644,672.86		
Advice to Debit Account	101,871,056.37	10,380,332.95			112,251,389.32					0					-	-	112,251,389.32				0	101,871,056.37	10,380,332.95	-	-	112,251,389.32		
Tax Remittance Advices Issued	8,423,809.66	502,428.48			8,926,238.14					0					-	-	8,926,238.14				0	8,423,809.66	502,428.48	0	0	8,926,238.14		
Cash Disbursement Ceiling																												
Non-Cash Availment Authority																												
Others (CDT, Docs Stamp, etc.)																												
<b>TOTAL</b>	168,871,108.16	20,449,860.85			189,320,969.01						501,331.31	#			501,331.31	501,331.31	189,822,300.32					169,372,439.47	20,449,860.85			189,822,300.32		

SUMMARY:

	Previous Report (April)	This month (May)	As of Date		Previous Report (Apr)	This month (May)	As of Date
Total Disbursement Authorities Received				Total Disbursements Program	190,028,672.56	264,165,945.72	May 31, 2019
NCA	181,928,231.00	255,239,707.58	May 31, 2019	Less: * Actual Disbursements	169,705,393.98	189,822,300.32	May 31, 2019
Working Fund				(Over)/Under spending	20,323,278.58	74,343,645.40	May 31, 2019
TRA	8,100,441.56	8,926,238.14	May 31, 2019				
CDC							
NCAA							
Others (CDT, BTr Docs Stamp, etc.)							
Less: Notice of Transfer Allocations (NTA)* issued							
<b>Total Disbursements Authorities Available</b>	190,028,672.56	264,165,945.72	May 31, 2019				
Less: Lapsed NCA							
Disbursements *	169,705,393.98	189,822,300.32	May 31, 2019				
<b>Balance of Disbursements Authorities as of to date</b>	20,323,278.58	74,343,645.40	May 31, 2019				

Notes: The use of NTA is discouraged  
\* Amounts should tally

Prepared by:   
CO2 EVELYNA. VILLEGAS

Date: \_\_\_\_\_

Noted by:   
JULIE ANN G. AUSTINO  
Chief, Cashier Section

Date: \_\_\_\_\_

MONTHLY REPORT OF DISBURSEMENTS

For the month of JUNE 2019

Department Department of Justice  
 Agency Bureau of Corrections  
 Operating Unit New Bilibid Prison  
 Organization Code (UACS) 150020700003  
 Funding Source Code (as clustered): 1101101

PARTICULARS	CURRENT YEAR BUDGET					PRIOR YEAR'S BUDGET										SUB-TOTAL	TRUST LIABILITIES			GRAND TOTAL					Remark			
	PS	MOOE	Fin. Exp.	CC	TOTAL	PRIOR YEAR'S ACCOUNTS PAYABLE					CURRENT YEAR'S ACCOUNTS PAYABLE						PS	CO	TOTAL	PS	MOOE	Fin. Exp.	CO	TOTAL				
						PS	MOOE	Fin. Exp.	CC	Sub-Total	PS	MOOE	Fin. Exp.	CC	Sub-Total											TOTAL		
1	2	3	4	5	6=(2+3+4+5)	7	8	9	10	11=(7+8+9+10)	12	13	14	15	16=(12+13+14+15)	17=(11+16)	18=(6+17)	19	20	21	22=(19+20+21)	23	24	25	26	27=(23+24+25+26)	28	
JUNE																												
Notice of Cash Allocation					354,764,231.00																						354,764,231.00	
MDS Checks Issued	39,203,173.58	6,060,028.38			45,263,201.96					-	770.34				770.34	770.34	45,263,972.30					39,203,943.92	6,060,028.38			0	45,263,972.30	
Advice to Debit Account	201,582,078.82	180,806,605.43			382,388,684.25					-	1,802,836.66				1,802,836.66	1,802,836.66	384,191,520.91					203,384,915.48	180,806,605.43			0	384,191,520.91	
Tax Remittance Advices Issued	8,510,433.51	12,002,016.96			20,512,450.47					-					-	-	20,512,450.47					8,510,433.51	12,002,016.96			0	20,512,450.47	
Cash Disbursement Ceiling																												
Non-Cash Availment Authority																												
Others (CDT, Docs Stamp, etc.)																												
<b>TOTAL</b>	<b>249,295,685.91</b>	<b>198,868,650.77</b>			<b>448,164,336.68</b>	<b>#</b>	<b>#</b>	<b>#</b>	<b>-</b>	<b>-</b>	<b>1,803,607.00</b>	<b>#</b>	<b>#</b>	<b>1,803,607.00</b>	<b>1,803,607.00</b>	<b>449,967,943.68</b>					<b>251,099,292.91</b>	<b>198,868,650.77</b>		<b>-</b>		<b>449,967,943.68</b>		

SUMMARY:

	<u>Previous Report (May)</u>	<u>This month (June)</u>	<u>As of Date</u>		<u>Previous Report (May)</u>	<u>This month (June)</u>	<u>As of Date</u>
Total Disbursement Authorities Received				Total Disbursements Program	264,165,945.72	450,216,954.78	June 30, 2019
NCA	255,239,707.58	429,107,876.40	June 30, 2019	Less: * Actual Disbursements	189,822,300.32	449,967,943.68	June 30, 2019
Working Fund				(Over)/Under spending	<u>74,343,645.40</u>	<u>249,011.10</u>	June 30, 2019
TRA	8,926,238.14	20,512,450.47	June 30, 2019				
CDC							
NCAA							
Others (CDT, BTr Docs Stamp, etc.)		596,627.91					
Less: Notice of Transfer Allocations (NTA)* issued							
<b>Total Disbursements Authorities Available</b>	<b>264,165,945.72</b>	<b>450,216,954.78</b>	<b>June 30, 2019</b>				
Less: Lapsed NCA							
Disbursements *	189,822,300.32	449,967,943.68	June 30, 2019				
<b>Balance of Disbursements Authorities as of to date</b>	<b>74,343,645.40</b>	<b>249,011.10</b>	<b>June 30, 2019</b>				

Notes: The use of NTA is discouraged  
 \* Amounts should tally

Prepared by:   
 CO2 EVELYN A. VILLEGAS

Date: \_\_\_\_\_

Noted by:   
 JULIE ANN G. FAUSTINO  
 Chief, Cashier Section

Date: \_\_\_\_\_


MONTHLY REPORT OF DISBURSEMENTS  
For the month of JULY 2019


Department : Department of Justice  
 Agency : Bureau of Corrections  
 Operating Unit : New Bilibid Prison  
 Organization Code (UACS) : 150020700003  
 Funding Source Code (as clustered) : 1101101  
 (e.g. Old Fund Code: 101,102, 151)

PARTICULARS	CURRENT YEAR BUDGET					PRIOR YEAR'S BUDGET										SUB-TOTAL	TRUST LIABILITIES				GRAND TOTAL					Remarks		
	PS	MOOE	Fin - Exp	CO	TOTAL	PRIOR YEAR'S ACCOUNTS PAY					CURRENT YEAR'S ACCOUNTS PAYABLE						TOTAL	PS	MOOE	Fin - Exp	CO	TOTAL	PS	MOOE	Fin - Exp		CO	TOTAL
						PS	MOOE	Fin - Exp	CO	Sub-Total	PS	MOOE	Fin - Exp	CO	Sub-Total													
1	2	3	4	5	6=(2+3+4+5)	7	8	9	10	11=(7+8+9+10)	12	13	14	15	16=(12+13+14+15)	17=(11+16)	18=(6+17)	19	20	21	22=(19+20+21)	23	24	25	26	27=(23+24+25+26)	28	
<b>JULY</b>					317,464,895.00																							
Notice of Cash Allocation (NCA)   MDS Checks Issued	24,398,285.46	6,240,829.83			30,639,115.29					-	1,719,436.96				1,719,436.96	1,719,436.96	32,358,552.25				0	26,117,722.42	6,240,829.83	#		0	32,358,552.25	e.g. Reasons for over or under spending and the catch-up plan
Advice to Debit Account	98,888,437.72	40,684,654.00			139,573,091.72					-	125,200.00	76,963,215.33			77,088,415.33	77,088,415.33	216,661,507.05				0	99,013,637.72	117,647,869.33	#		-	216,661,507.05	
Working Fund (NCA issued to BTR)					-																							
Tax Remittance Advices Issued (TRA)	10,837,943.61	2,383,979.00			13,221,922.61					-	4,765,670.87				4,765,670.87	4,765,670.87	17,987,593.48				0	10,837,943.61	7,149,649.87	#		-	17,987,593.48	
Cash Disbursement Ceiling (CDC)					-																							
Non-Cash Availment Authority (NCAA)					-																							
Others (CDT, BTR Docs Stamp, etc.)					-																							
<b>TOTAL</b>	134,124,666.79	49,309,462.83	#	-	183,434,129.62	-	#	#	#	-	1,844,636.96	81,728,886.20			83,573,523.16	83,573,523.16	267,007,652.78				#	#		135,969,303.75	131,038,349.03	#	-	267,007,652.78

<b>SUMMARY:</b>		<u>Previous Report (June)</u>	<u>This month (July)</u>	<u>As of Date</u>		<u>Previous Report (June)</u>	<u>This month (July)</u>	<u>As of Date</u>
Total Disbursement Authorities Received					Total Disbursements Program	450,216,954.78	335,452,488.48	July 31, 2019
NCA	429,107,876.40	317,464,895.00		July 31, 2019	Less: * Actual Disbursements	449,967,943.68	267,007,652.78	July 31, 2019
Working Fund					(Over)/Under spending	249,011.10	68,444,835.70	July 31, 2019
TRA	20,512,450.47	17,987,593.48		July 31, 2019				
CDC								
NCAA								
Others (CDT, BTR Docs Stamp, etc.)								
Less: Notice of Transfer Allocations (NTA)* issued								
Total Disbursements Authorities Available	450,216,954.78	335,452,488.48		July 31, 2019				
Less: Lapsed NCA Disbursements *	449,967,943.68	267,007,652.78		July 31, 2019				
Balance of Disbursements Authorities as of to date	249,011.10	68,444,835.70		July 31, 2019				

Notes: The use of NTA is discouraged  
\* Amounts should tally

Prepared by:   
COZ EVELYN A. VILLEGAS  
Date: \_\_\_\_\_

Noted by:   
JULIE ANN G. FAUSTINO  
Chief, Cashier Section  
Date: \_\_\_\_\_




**MONTHLY REPORT OF DISBURSEMENTS**  
For the month of **AUGUST 2019**


Department : Department of Justice  
 Agency : Bureau of Corrections  
 Operating Unit : New Bilibid Prison  
 Organization Code (UACS) : 150020700003  
 Funding Source Code (as clustered) : **1101101**  
 (e.g. Old Fund Code: 101,102, 151)

PARTICULARS	CURRENT YEAR BUDGET					PRIOR YEAR'S BUDGET										SUB-TOTAL	TRUST LIABILITIES				GRAND TOTAL					Remarks		
	PS	MOOE	Fin. Exp	CO	TOTAL	PRIOR YEAR'S ACCOUNTS PAYABLE					CURRENT YEAR'S ACCOUNTS PAYABLE						TOTAL	PS	MOOE	CO	TOTAL	PS	MOOE	Fin. Exp	CO		TOTAL	
						PS	MOOE	Fin. Exp	CC	Sub-Total	PS	MOOE	Fin. Exp	CO	Sub-Total													
1	2	3	4	5	6=(2+3+4+5)	7	8	9	10	11=(7+8+9+10)	12	13	14	15	16=(12+13+14+15)	17=(11+16)	18=(6+17)	19	20	21	22=(19+20+21)	23	24	25	26	27=(23+24+25+26)	28	
<b>AUGUST</b>																												
Notice of Cash Allocation					232,193,856.00										232,193,856.00													232,193,856.00
MDS Checks Issued	61,602,064.26	6,578,949.36			68,181,013.62						8,158.80	160,074.20			168,233.00	168,233.00	68,349,246.62				-	61,610,223.06	6,739,023.56				68,349,246.62	
Advice to Debit Account	95,084,093.16	62,678,357.85			157,762,451.01										-	157,762,451.01	12,875,186.69				-	95,084,093.16	62,678,357.85				157,762,451.01	
Tax Remittance Advices Issued	8,817,691.12	4,048,434.77			12,866,125.89							9,060.80			9,060.80	9,060.80	12,875,186.69				0	8,817,691.12	4,057,495.57				12,875,186.69	
Cash Disbursement Ceiling															-													
Non-Cash Availment Authority																												
Others (CDT, Docs Stamp, etc.)																												
<b>TOTAL</b>	165,503,848.54	73,305,741.98			238,809,590.52						169,135.00			#	177,293.80	177,293.80	238,986,884.32						165,512,007.34	73,474,876.98			238,986,884.32	

SUMMARY:	Previous Report (July)	This month (August)	As of Date	Total Disbursements Program	Previous Report (July)	This month (Aug.)	As of Date
Total Disbursement Authorities Received			August 31, 2019		335,452,488.48	313,513,878.39	August 31, 2019
NCA	317,464,895.00	300,638,891.70		Less: * Actual Disbursements	267,007,652.78	238,986,884.32	August 31, 2019
ADA				(Over)/Under spending	68,444,835.70	74,526,994.07	August 31, 2019
TRA	17,987,593.48	12,875,186.69	August 31, 2019				
CDC							
NCAA							
Others (CDT, BTr Docs Stamp, etc.)							
Less: Notice of Transfer Allocations (NTA)* issued							
<b>Total Disbursements Authorities Available</b>	335,452,488.48	313,513,878.39	August 31, 2019				
Less: Lapsed NCA							
Disbursements *	267,007,652.78	238,986,884.32	August 31, 2019				
<b>Balance of Disbursements Authorities as of to date</b>	68,444,835.70	74,526,994.07					

Notes: The use of NTA is discouraged  
 \* Amounts should tally

Prepared by:   
**CO2 EVELYN A. VILLEGAS**  
 Date: \_\_\_\_\_

Noted by:   
**JULIE ANN G. FAUSTINO**  
 Chief, Cashier Section  
 Date: \_\_\_\_\_

**MONTHLY REPORT OF DISBURSEMENTS**  
For the month of **SEPTEMBER, 2019**

Department : Department of Justice  
 Agency : Bureau of Corrections  
 Operating Unit : New Bilibid Prison  
 Organization Code (UACS) : 150020700003  
 Funding Source Code (as clustered): 1101101  
 (e.g. Old Fund Code: 101,102, 151)

PARTICULARS	CURRENT YEAR BUDGET					PRIOR YEAR'S BUDGET										SUB-TOTAL	TRUST LIABILITIES				GRAND TOTAL					Remarks		
	PS	MOOE	Fin. Exp	CO	TOTAL	YEAR'S ACCOUNTS PAID					PRIOR YEAR'S ACCOUNTS PAYABLE						TOTAL	PS	OC	CO	TOTAL	PS	MOOE	Fin. Exp	CO		TOTAL	
						PS	OC	Fin. Exp	CO	Sub-Tot	PS	MOOE	Fin. Exp	CO	Sub-Tot													
1	2	3	4	5	6= (2+3+4+5)	7	8	9	10	11= (7+8+9+10)	12	13	14	15	16= (12+13+14+15)	17=(11+16)	18=(6+17)	19	20	21	22=(19+20+21)	23	24	25	26	27=(23+24+25+26)	28	
<b>SEPTEMBER</b>																												
Notice of Cash Allocation					192,440,522.00																							192,440,522.00
MDS Checks Issued	9,696,792.51	6,275,700.57			15,972,493.08					-	15,001.71				15,001.71	15,001.71	15,987,494.79				-	9,711,794.22	6,275,700.57	-	-	-	15,987,494.79	
Advice to Debit Account	89,771,912.76	16,746,753.30			106,518,666.06					-					-	-	106,518,666.06				-	89,771,912.76	16,746,753.30	-	-	-	106,518,666.06	
Tax Remittance Advices Issued	8,700,080.23	1,069,324.13			9,769,404.36					-					-	-	9,769,404.36				-	8,700,080.23	1,069,324.13	-	-	-	9,769,404.36	
Cash Disbursement Ceiling																												
Non-Cash Availment Authority																												
Others (CDT, Docs Stamp, etc.)																												
<b>TOTAL</b>	108,168,785.50	24,091,778.00		#	132,260,563.50						-			#	15,001.71	15,001.71						108,183,787.21	24,091,778.00		-	-	132,275,565.21	

<b>SUMMARY:</b>		<u>Previous Report (August)</u>	<u>This month (September)</u>	<u>As of Date</u>		<u>Previous Report (August)</u>	<u>This month (September)</u>	<u>As of Date</u>
Total Disbursement Authorities Received					Total Disbursements Program	313,513,878.39	277,532,289.60	September 30, 2019
NCA	300,638,691.70	267,762,885.24		September 30, 2019	Less: * Actual Disbursements	238,986,884.32	132,275,565.21	September 30, 2019
Working Fund					(Over)/Under spending	74,526,994.07	145,256,724.39	September 30, 2019
TRA	12,875,186.69	9,769,404.36		September 30, 2019				
CDC								
NCAA								
Others (CDT, BTr Docs Stamp, etc.)			795,369.17					
Less: Notice of Transfer Allocations (NTA)* issued								
Total Disbursements Authorities Available	313,513,878.39	277,532,289.60		September 30, 2019				
Less: Lapsed NCA Disbursements *		145,256,724.39						
Balance of Disbursements Authorities as of to date	238,986,884.32	132,275,565.21		September 30, 2019				
	74,526,994.07	145,256,724.39		September 30, 2019				

Notes: The use of NTA is discouraged  
 \* Amounts should tally

Prepared by:   
 CO2 EVELYN A. VILLEGAS

Date: \_\_\_\_\_

Noted by:   
 JULIE ANN G. FAUSTINO  
 Chief, Cashier Section

Date: \_\_\_\_\_

**MONTHLY REPORT OF DISBURSEMENTS**  
For the month of **OCTOBER, 2019**


Department : Department of Justice  
 Agency : Bureau of Corrections  
 Operating Unit : New Bilibid Prison  
 Organization Code (UACS) : 15002070003  
 Funding Source Code (as clustered) : 1101101  
 (e.g. Old Fund Code: 101,102, 151)

PARTICULARS	CURRENT YEAR BUDGET					PRIOR YEAR'S BUDGET											SUB-TOTAL	TRUST LIABILITIES				GRAND TOTAL					Remarks	
	PS	MOOE	Fin. Exp	CO	TOTAL	YEAR'S ACCOUNTS PA					CURRENT YEAR'S ACCOUNTS PAYABLE							TOTAL	PS	OC	CO	TOTAL	PS	MOOE	Fin. Exp	CO		TOTAL
						PS	OC	Fin. Ex	CO	Sub-Tot	PS	MOOE	Fin. Exp	CO	Sub-Total	PS												
1	2	3	4	5	6=(2+3+4+5)	7	8	9	10	11=(7+8+9+10)	12	13	14	15	16=(12+13+14+15)	17=(11+16)	18=(6+17)	19	20	21	22=(19+20+21)	23	24	25	26	27=(23+24+25+26)	28	
<b>OCTOBER</b>																												
Notice of Cash Allocation					272,098,680.00																						272,098,680.00	
MDS Checks Issued	68,932,084.49	4,863,717.23			73,795,801.72						424,367.00				424,367.00	424,367.00	74,220,168.72				0	69,356,451.49	4,863,717.23	0	0	74,220,168.72		
Advice to Debit Account	97,717,154.56	64,171,538.75			161,888,693.31							786,965.00			786,965.00	786,965.00	162,675,658.31				-	97,717,154.56	64,958,503.75	#	-	162,675,658.31		
Tax Remittance Advices Issued	7,928,693.85	4,312,878.94			12,241,572.79							46,875.00			46,875.00	46,875.00	12,288,447.79				0	7,928,693.85	4,359,753.94	0	-	12,288,447.79		
Cash Disbursement Ceiling																												
Non-Cash Availment Authority																												
Others (CDT, Docs Stamp, etc.)																												
<b>TOTAL</b>	174,577,932.90	73,348,134.92			247,926,067.82						424,367.00	833,840.00			1,258,207.00	1,258,207.00	249,184,274.82					175,002,299.90	74,181,974.92	-	-	249,184,274.82		

**SUMMARY:**

	<u>Previous Report (Sept.)</u>	<u>This month (October)</u>	<u>As of Date</u>		<u>Previous Report (Sept)</u>	<u>This month (October)</u>	<u>As of Date</u>
Total Disbursement Authorities Received				Total Disbursements Program	277,532,289.60	284,387,127.79	October 31, 2019
NCA	267,762,885.24	272,098,680.00	October 31, 2019	Less: * Actual Disbursements	132,275,565.21	249,184,274.82	October 31, 2019
Working Fund				(Over)/Under spending	<u>145,256,724.39</u>	<u>35,202,852.97</u>	October 31, 2019
TRA	9,769,404.36	12,288,447.79	October 31, 2019				
CDC							
NCAA							
Others (CDT, BTr Docs Stamp, etc.)							
Less: Notice of Transfer Allocations (NTA)* issued							
Total Disbursements Authorities Available	277,532,289.60	284,387,127.79	October 31, 2019				
Less: Lapsed NCA Disbursements*	145,256,724.39						
Balance of Disbursements Authorities as of to date	132,275,565.21	249,184,274.82	October 31, 2019				
	<u>145,256,724.39</u>	<u>35,202,852.97</u>	October 31, 2019				

Notes: The use of NTA is discouraged

Prepared by:   
 CO2 EVELYN A. VILLEGAS  
 Date: \_\_\_\_\_

Noted by:   
 JULIE ANN G. FAUSTINO  
 Chief, Cashier Section  
 Date: \_\_\_\_\_

**MONTHLY REPORT OF DISBURSEMENTS**  
For the month of **NOVEMBER, 2019**

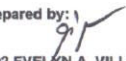
Department : Department of Justice  
 Agency : Bureau of Corrections  
 Operating Unit : New Bilibid Prison  
 Organization Code (UACS) : 150020700003  
 Funding Source Code (as clustered) : 1101101  
 (e.g. Old Fund Code: 101,102, 151)


PARTICULARS	CURRENT YEAR BUDGET					PRIOR YEAR'S BUDGET											SUB-TOTAL	TRUST LIABILITIES				GRAND TOTAL			Remarks			
	PS	MOOE	Fin. Exp	CO	TOTAL	PRIOR YEAR'S ACCOUNTS					CURRENT YEAR'S ACCOUNTS PAYABLE							PS	MOOE	CO	TOTAL	PS	MOOE	TOTAL				
						PS	OC	FI	CO	D-T	PS	MOOE	FI	CC	Sub-Total	TOTAL												
1	2	3	4	5	6=(2+3+4+5)	7	8	9	10	11 = (7+8+9)	12	13	14	15	16=(12+13+14+15)	17=(11+16)	18=(6+17)	19	20	21	22=(19+20+21)	23	24	25	26	27=(23+24+25+26)	28	
<b>NOVEMBER</b>																												
Notice of Cash Allocation					335,331,097.00																							335,331,097.00
MDS Checks Issued	42,023,451.37	6,427,283.50			48,450,734.87						73,743.96				73,743.96	73,743.96	48,524,478.83				0	42,097,195.33	6,427,283.50				48,524,478.83	
Advice to Debit Account	209,068,464.46	57,975,678.03			267,044,142.49							6,646,853.94			6,646,853.94	6,646,853.94	273,690,996.43				0	209,068,464.46	64,622,531.97				273,690,996.43	
Tax Remittance Advices Issued	9,834,561.03	3,912,691.40			13,747,252.43							313,983.35			313,983.35	313,983.35	14,061,235.78				0	9,834,561.03	4,226,674.75				14,061,235.78	
Cash Disbursement Ceiling																												
Non-Cash Availment Authority																												
Others (CDT, Docs Stamp, etc.)																												
<b>TOTAL</b>	<b>260,926,476.86</b>	<b>68,315,652.93</b>			<b>329,242,129.79</b>	<b>#</b>	<b>#</b>			<b>#</b>	<b>73,743.96</b>	<b>6,960,837.29</b>			<b>7,034,581.25</b>	<b>7,034,581.25</b>	<b>336,276,711.04</b>					<b>261,000,220.82</b>	<b>75,276,490.22</b>				<b>336,276,711.04</b>	

**SUMMARY:**

	<u>Previous Report (October)</u>	<u>This month (November)</u>	<u>As of Date</u>		<u>Previous Report (October)</u>	<u>This month (November)</u>	<u>As of Date</u>
Total Disbursement Authorities Received				Total Disbursements Program	284,387,127.79	384,698,185.75	November 30, 2019
NCA	272,098,680.00	370,533,949.97	November 30, 2019	Less: * Actual Disbursements	249,184,274.82	336,276,711.04	November 30, 2019
Working Fund				(Over)/Under spending	<u>35,202,852.97</u>	<u>48,421,474.71</u>	November 30, 2019
TRA	12,288,447.79	14,061,235.78	November 30, 2019				
CDC							
NCAA							
Others (CDT, BTr Docs Stamp, etc.)		103,000.00					
Less: Notice of Transfer Allocations (NTA)* issued							
Total Disbursements Authorities Available	284,387,127.79	384,698,185.75	November 30, 2019				
<b>Less: Lapsed NCA Disbursements *</b>	<b>249,184,274.82</b>	<b>336,276,711.04</b>	<b>November 30, 2019</b>				
<b>Balance of Disbursements Authorities as of to date</b>	<b>35,202,852.97</b>	<b>48,421,474.71</b>	<b>November 30, 2019</b>				

Notes: The use of NTA is discouraged

Prepared by:   
 CO2 EVELYN A. VILLEGAS  
 Date: \_\_\_\_\_

Noted by:   
 JULIE ANN G. FAUSTINO  
 Chief, Cashier Section  
 Date: \_\_\_\_\_