

MONTHLY REPORT OF DISBURSEMENTS
For the month of **DECEMBER, 2020**

Department : Department of Justice
 Agency : Bureau of Corrections
 Operating Unit : New Bilibid Prison
 Organization Code (UACS) : 150020700003
 Funding Source Code (as cluster) : 1101101
 (e.g. Old Fund Code: 101,102, 151)

PARTICULARS	CURRENT YEAR BUDGET					PRIOR YEAR'S BUDGET										SUB-TOTAL	TRUST LIABILITIES				GRAND TOTAL					Remarks	
	PS	MOOE	Fi n. Exp	CO	TOTAL	PRIOR YEAR'S ACCOUNTS PAID					PRIOR YEAR'S ACCOUNT						PS	MOOE	CO	DTA	PS	MOOE	Fi n. Exp	CO	TOTAL		
						PS	MOOE	Fin. Exp	CO	Ob-To	PS	Ob-To	Fin. Exp	CO	Ob-To												TOTAL
1	2	3	4	5	6=(2+3+4+5)	7	8	9	10	11=(7+8+9+10)	12	13	14	15	16=(12+13+14+15)	17	18=(6+17)	19	20	21	22	23	24	25	26	27=(23+24+25+26)	28
DECEMBER																											
Notice of Cash Allocation					356,481,296.00																						356,481,296.00
MDS Checks Issued	28,806,774.33	3,628,272.35			32,435,046.68																	28,806,774.33	3,628,272.35	0			32,435,046.68
Advice to Debit Account	217,954,743.48	166,380,064.86		47,579,597.30	431,914,405.64																	217,954,743.48	166,380,064.86	0	47,579,597.30		431,914,405.64
Tax Remittance Advices Issued	11,335,235.90	10,032,118.12		146,898.32	21,514,252.34																	11,335,235.90	10,032,118.12	0	146,898.32		21,514,252.34
Cash Disbursement Ceiling																											
Non-Cash Availment Authority																											
Others (CDT, Docs Stamp, etc.)																											
TOTAL	258,066,753.71	180,040,455.33		47,726,495.62	485,863,704.66																	258,066,753.71	180,040,455.33		47,726,495.62		485,863,704.66

SUMMARY:	Previous Report (NOVEMBER)			This month (DECEMBER)			As of Date		
	PS	MOOE	Fi n. Exp	PS	MOOE	Fi n. Exp	PS	MOOE	Fi n. Exp
Total Disbursement Authorities Received									
NCA	644,200,228.72			588,821,096.27					DECEMBER 31, 2020
Working Fund									
TRA	13,064,500.99			21,514,252.34					DECEMBER 31, 2020
CDC									
NCAA									
Others (CDT, BTr Docs Stamp, etc.)									
Less: Notice of Transfer Allocations (NTA)* Issued									
Total Disbursements Authorities Available	657,264,729.71			610,335,348.61					DECEMBER 31, 2020
Less: Lapsed NCA									
Disbursements *	424,924,929.44			485,863,704.66					DECEMBER 31, 2020
Balance of Disbursements Authorities as of to date	232,339,800.27			124,471,643.95					DECEMBER 31, 2020

Prepared by: <i>gmv</i> CO2 EVELYN A. VILLEGAS Date: <u>01/15/2021</u>	Noted by: <i>JAF</i> JULIE ANN G. FAUSTINO Chief, Cashier Section Date: _____
--	--


MONTHLY REPORT OF DISBURSEMENTS
For the month of **NOVEMBER, 2020**


Department : Department of Justice
 Agency : Bureau of Corrections
 Operating Unit : New Bilibid Prison
 Organization Code (UACS) : 150920700003
 Funding Source Code (as clusters) : 1101101
 (e.g. Old Fund Code: 101,102, 151)

PARTICULARS	CURRENT YEAR BUDGET					PRIOR YEAR'S BUDGET										SUB-TOTAL	TRUST LIABILITIES				GRAND TOTAL					Remarks		
	PS	MOOE	F i n. E	CO	TOTAL	PRIOR YEAR'S ACCOUNTS PAYABLE					CURRENT YEAR'S ACCOUNTS PAYABLE						TOTAL	PS	MOOE	CO	DTA	PS	MOOE	Fin. Exp	CO		TOTAL	
						PS	MOOE	F i n. E	CO	Sub-To	PS	MOOE	F i n. E	CO	Sub-Total													PS
1	2	3	4	5	6=(2+3+4+5)	7	8	9	10	11=(7+8+9+10)	12	13	14	15	16=(12+13+14+15)	17=(11+16)	18=(6+17)	19	20	21	22=(19+20+21)	23	24	25	26	27=(23+24+25+26)	28	
NOVEMBER																												
Notice of Cash Allocation					561,348,125.00																						561,348,125.00	
MDS Checks Issued	15,644,046.05	6,692,413.58			22,336,459.63										-	-	22,336,459.63					15,644,046.05	6,692,413.58	0		0	22,336,459.63	
Advice to Debit Account	227,490,434.46	69,169,366.62		89,879,358.51	386,539,191.59						2,984,777.23			2,984,777.23	2,984,777.23	389,523,968.82					0	227,490,434.46	72,154,175.85	0	89,879,358.51	389,523,968.82		
Tax Remittance Advices Issued	8,039,723.95	4,782,228.27			12,821,952.22						242,548.77			242,548.77	242,548.77	13,064,500.99					0	8,039,723.95	5,024,777.04	0		13,064,500.99		
Cash Disbursement Ceiling																												
Non-Cash Availment Authority																												
Others (CDT, Docs Stamp, etc.)																												
TOTAL	251,174,204.46	80,644,040.47		89,879,358.51	421,697,603.44						3,227,326.00			3,227,326.00	3,227,326.00	424,924,929.44						251,174,204.46	83,871,366.47	0	89,879,358.51	424,924,929.44		

SUMMARY:	As of Date			As of Date		
	Previous Report (October)	This month (November)	As of Date	Previous Report (October)	This month (November)	As of Date
Total Disbursement Authorities Received						
NCA	334,021,487.00	644,200,228.72	November 30, 2020	349,353,749.36	657,264,729.71	November 30, 2020
Working Fund				266,501,645.66	424,924,929.44	November 30, 2020
TRA	15,332,262.38	13,064,500.99	November 30, 2020	82,862,103.72	232,339,800.27	November 30, 2020
CDC						
NCAA						
Others (CDT, BTr Docs Stamp, etc.)						
Less: Notice of Transfer Allocations (NTA)* issued						
Total Disbursements Authorities Available	349,353,749.38	657,264,729.71	November 30, 2020			
Less: Lapsed NCA Disbursements *	266,501,645.66	424,924,929.44	November 30, 2020			
Balance of Disbursements Authorities as of to date	82,852,103.72	232,339,800.27	November 30, 2020			

Notes: The use of NTA is discouraged

Prepared by:

 CO2 EVELYN A. VILLEGAS
 Date

Noted by:

 JULIAN G. FAUSTINO
 Chief, Cashier Section
 Date


MONTHLY REPORT OF DISBURSEMENTS
For the month of **OCTOBER, 2020**


Department : Department of Justice
 Agency : Bureau of Corrections
 Operating Unit : New Bilibid Prison
 Organization Code (UACS) : 150020700003
 Funding Source Code (as clustered) : 1101101
 (e.g. Old Fund Code: 101,102, 151)

PARTICULARS	CURRENT YEAR BUDGET				PRIOR YEAR'S BUDGET										SUB-TOTAL	TRUST LIABILITIES				GRAND TOTAL				Remarks					
	PS	MOOE	Fin. Exp.	CC	PRIOR YEAR'S ACCOUNTS PAYABLE				CURRENT YEAR'S ACCOUNTS PAYABLE				TOTAL	PS		OC	CO	TOTAL	PS	MOOE	Fin. Exp.	CC	TOTAL						
					PS	MOOE	Fin. Exp.	CC	Sub-Total	PS	MOOE	Fin. Exp.													CC	Sub-Total			
1	2	3	4	5	6=(2+3+4+5)	7	8	9	10	11=(7+8+9+10)	12	13	14	15	16=(12+13+14+15)	17=(11+16)	18=(6+17)	19	20	21	22=(19+20+21)	23	24	25	26	27=(23+24+25+26)	28		
OCTOBER																													
Notice of Cash Allocation					334,021,487.00																							334,021,487.00	
MDS Checks Issued	29,071,337.34	11,844,339.87			40,915,677.21					0												0					0	40,915,677.21	
Advice to Debit Account	103,238,527.41	94,276,380.22			197,514,907.63	69,858.75				69,858.75	12,668,939.69				12,668,939.69	12,738,798.44	210,253,706.07											0	210,253,706.07
Tax Remittance Advices Issued	7,860,807.89	6,618,104.18			14,478,912.07					0	853,350.31				853,350.31	853,350.31	15,332,262.38					0					0	15,332,262.38	
Cash Disbursement Ceiling																													
Non-Cash Availment Authority																													
Others (CDT, Docs Stamp, etc.)																													
TOTAL	140,170,672.64	112,738,824.27			252,909,496.91	69,858.75				69,858.75	13,522,290.00				13,522,290.00	13,592,148.75	266,501,645.66											266,501,645.66	

SUMMARY:	<u>Previous Report (Sept.)</u>	<u>This month (October)</u>	<u>As of Date</u>		<u>Previous Report (Sept.)</u>	<u>This month (October)</u>	<u>As of Date</u>
Total Disbursement Authorities Received					252,338,160.27	349,353,749.38	October 31, 2020
NCA	245,246,026.20	334,021,487.00	October 31, 2020	Total Disbursements Program			
Working Fund				Less: * Actual Disbursements	252,327,912.65	266,501,645.66	October 31, 2020
TRA	7,092,134.07	15,332,262.38	October 31, 2020	(Over)/Under spending	<u>10,247.62</u>	<u>82,852,103.72</u>	October 31, 2020
CDC							
NCAA							
Others (CDT, BTr Docs Stamp, etc.)							
Less: Notice of Transfer Allocations (NTA)* issued							
Total Disbursements Authorities Available	252,338,160.27	349,353,749.38	October 31, 2020				
Less: Lapsed NCA Disbursements *	10,247.62						
Balance of Disbursements Authorities as of to date	252,327,912.65	266,501,645.66	October 31, 2020				
	10,247.62	82,852,103.72	October 31, 2020				

Notes: The use of NTA is discouraged

Prepared by: 
 CO2 EVELYN A. VILLEGAS
 Date: _____

Noted by: 
 JULIE ANN G. KASTINO
 Chief, Cashier Section
 Date: _____

MONTHLY REPORT OF DISBURSEMENTS
For the month of **SEPTEMBER, 2020**


Department : Department of Justice
 Agency : Bureau of Corrections
 Operating Unit : New Bilibid Prison
 Organization Code (UACS) : 150020700003
 Funding Source Code (as clustered): 1101101
 (e.g. Old Fund Code: 101,102, 151)


PARTICULARS	CURRENT YEAR BUDGET					PRIOR YEAR'S BUDGET										SUB-TOTAL	TRUST LIABILITIES				GRAND TOTAL					Remarks	
	PS	MOOE	Fin. Exp	CO	TOTAL	YEAR'S ACCOUNTS PAYABLE					PRIOR YEAR'S ACCOUNTS PAYABLE						TOTAL	PS	CO	CO	TOTAL	PS	MOOE	Fin. Exp	CO		TOTAL
						PS	MOOE	Fin. Exp	CO	Sub-Total	PS	MOOE	Fin. Exp	CO	Sub-Total												
1	2	3	4	5	6=(2+3+4+5)	7	8	9	10	11=(7+8+9+10)	12	13	14	15	16=(12+13+14+15)	17=(11+16)	18=(6+17)	19	20	21	22=(19+20+21)	23	24	25	26	27=(23+24+25+26)	28
SEPTEMBER																											
Notice of Cash Allocation					238,454,394.00																						238,454,394.00
MDS Checks Issued	41,289,955.40	6,152,656.26			47,442,611.66										-	-	47,442,611.66				-	-	-	-	-	-	47,442,611.66
Advice to Debit Account	88,569,001.67	109,224,165.25			197,793,166.92										-	-	197,793,166.92				-	-	-	-	-	-	197,793,166.92
Tax Remittance Advices Issued		7,092,134.07			7,092,134.07										-	-	7,092,134.07				-	-	-	-	-	-	7,092,134.07
Cash Disbursement Ceiling																											
Non-Cash Availment Authority																											
Others (CDT, Docs Stamp, etc.)																											
TOTAL	129,858,957.07	122,468,955.58		#	252,327,912.65										-	-	252,327,912.65				-	-	-	-	-	252,327,912.65	

SUMMARY:

	Previous Report (August)	This month (September)	As of Date		Previous Report (August)	This month (September)	As of Date
Total Disbursement Authorities Received				Total Disbursements Program	297,697,627.71	252,338,160.27	September 30, 2020
NCA	270,649,759.94	245,246,026.20	September 30, 2020	Less: * Actual Disbursements	290,905,995.51	252,327,912.65	September 30, 2020
Working Fund				(Over)/Under spending	6,791,632.20	10,247.62	September 30, 2020
TRA	27,047,867.77	7,092,134.07	September 30, 2020				
CDC							
NCAA							
Others (CDT, BTr Docs Stamp, etc.)							
Less: Notice of Transfer Allocations (NTA)* issued							
Total Disbursements Authorities Available	297,697,627.71	252,338,160.27	September 30, 2020				
Less: Lapsed NCA Disbursements *	290,905,995.51	252,327,912.65	September 30, 2020				
Balance of Disbursements Authorities as of to date	6,791,632.20	10,247.62	September 30, 2020				

Notes: The use of NTA is discouraged
 * Amounts should tally

Prepared by:

 CO2 EVELYN A. VILLEGAS
 Date: _____

Noted by:

 JULIE ANN G. FAUSTINO
 Chief, Cashier Section
 Date: _____


MONTHLY REPORT OF DISBURSEMENTS
For the month of **AUGUST 2020**


Department : Department of Justice
 Agency : Bureau of Corrections
 Operating Unit : New Bilibid Prison
 Organization Code (UACS) : 150020700003
 Funding Source Code (as clustered) : 1101101
 (e.g. Old Fund Code: 101,102, 151)

PARTICULARS	CURRENT YEAR BUDGET					PRIOR YEAR'S BUDGET											SUB-TOTAL	TRUST LIABILITIES				GRAND TOTAL					Remarks	
	PS	MOOE	Fin. Exp	CO	TOTAL	PRIOR YEAR'S ACCOUNTS PAYABLE					CURRENT YEAR'S ACCOUNTS PAYABLE							TOTAL	PS	MOOE	CO	TOTAL	PS	MOOE	Fin. Exp	CO		TOTAL
						PS	MOOE	Fin. Exp	CO	Sub-Total	PS	MOOE	Fin. Exp	CO	Sub-Total	PS												
1	2	3	4	5	6=(2+3+4+5)	7	8	9	10	11=(7+8+9+10)	12	13	14	15	16=(12+13+14+15)	17=(11+16)	18=(6+17)	19	20	21	22=(19+20+21)	23	24	25	26	27=(23+24+25+26)	28	
AUGUST																												
Notice of Cash Allocation					237,940,000.00										237,940,000.00												237,940,000.00	
MDS Checks Issued	14,931,338.71	1,614,111.76			16,545,450.47						30,460.14				30,460.14	30,460.14	16,575,910.61				-	14,961,798.85	1,614,111.76	-	-	16,575,910.61		
Advice to Debit Account	90,125,804.57	148,487,899.35			238,613,703.92	569,122.86				569,122.86	8,099,390.35				8,099,390.35	8,668,513.21	247,282,217.13				-	90,125,804.57	157,156,412.56	-	-	247,282,217.13		
Tax Remittance Advices Issued	17,704,550.06	8,884,398.06			26,588,948.12					0	458,919.65				458,919.65	458,919.65	27,047,867.77				0	17,704,550.06	9,343,317.71	0	0	27,047,867.77		
Cash Disbursement Ceiling																												
Non-Cash Availment Authority																												
Others (CDT, Docs Stamp, etc.)																												
TOTAL	122,761,693.34	158,986,409.17			281,748,102.51	569,122.86				569,122.86	30,460.14	8,558,310.00	#		8,568,770.14	9,157,893.00	290,905,995.51					122,792,153.48	168,113,842.03			290,905,995.51		

SUMMARY:																													
	<u>Previous Report (July)</u>	<u>This month (August)</u>	<u>As of Date</u>															<u>Previous Report (July)</u>	<u>This month (Aug.)</u>	<u>As of Date</u>									
Total Disbursement Authorities Received			August 31, 2020															252,002,906.49	297,697,627.71	August 31, 2020									
NCA	239,078,324.00	270,649,759.94																216,481,783.31	290,905,995.51	August 31, 2020									
ADA																		32,521,143.18	6,791,632.20	August 31, 2020									
TRA	12,924,582.49	27,047,867.77	August 31, 2020																										
CDC																													
NCAA																													
Others (CDT, BTr Docs Stamp, etc.)																													
Less: Notice of Transfer Allocations (NTA)* issued																													
Total Disbursements Authorities Available	252,002,906.49	297,697,627.71	August 31, 2020																										
Less: Lapsed NCA																													
Disbursements *	219,481,763.31	290,905,995.51	August 31, 2020																										
Amount of Checks issued last July but cancelled on August 2020		188,616.76																											
Balance of Disbursements Authorities as of to date	32,521,143.18	6,791,632.20																											

Notes: The use of NTA is discouraged
 * Amounts should tally

Prepared by: 
 CO2 EVELYN A. VILLEGAS
 Date: _____

Noted by: 
 JULIE ANN G. FRANCISCO
 Chief, Quarter Section
 Date: _____

MONTHLY REPORT OF DISBURSEMENTS
For the month of JULY 2020

Department : Department of Justice
 Agency : Bureau of Corrections
 Operating Unit : New Bilibid Prison
 Organization Code (UACS) : 150020700003
 Funding Source Code (as clustered) : 1101101
 (e.g. Old Fund Code: 101,102, 151)

PARTICULARS	CURRENT YEAR BUDGET					PRIOR YEAR'S BUDGET										SUB-TOTAL	TRUST LIABILITIES				GRAND TOTAL					Remarks					
	PS	MOOE	Fin. Exp	CO	TOTAL	PRIOR YEAR'S ACCOUNTS PAYABLE					CURRENT YEAR'S ACCOUNTS PAYABLE						TOTAL	PS	MOOE	CO	TOTAL	PS	MOOE	Fin. Exp	CO		TOTAL				
						PS	MOOE	Fin. Exp	CO	Sub-Total	PS	MOOE	Fin. Exp	CO	Sub-Total													PS	MOOE	Fin. Exp	CO
1	2	3	4	5	6=(2+3+4+5)	7	8	9	10	11=(7+8+9+10)	12	13	14	15	16=(12+13+14+15)	17=(11+16)	18=(6+17)	19	20	21	22=(19+20+21)	23	24	25	26	27=(23+24+25+26)	28				
JULY																															
Notice of Cash Allocation (NCA)					239,078,324.00																						239,078,324.00	e.g. Reasons for over or			
MDS Checks Issued	36,762,571.37	15,884,573.57			52,667,144.94						3,577.68				3,577.68	3,577.68											52,670,722.62	under spending			
Advice to Debit Account	91,076,363.92	61,770,320.02			152,846,683.94		351,649.26			351,649.26		688,125.00			688,125.00	1,039,774.26	153,886,458.20										153,886,458.20	and the catch-up			
Working Fund (NCA issued to BTr)					-																										
Tax Remittance Advices Issued (TRA)	7,826,962.13	5,023,836.68			12,850,798.81		27,908.68			27,908.68		45,875.00			45,875.00	73,783.68	12,924,582.49										12,924,582.49	plan			
Cash Disbursement Ceiling (CDC)					-																										
Non-Cash Availment Authority (NCAA)					-																										
Others (CDT, BTr Docs Stamp, etc.)					-																										
TOTAL	135,685,897.42	82,678,730.27	#	-	218,364,627.69	-	379,557.94	#	#	379,557.94	3,577.68	734,000.00			737,577.68	1,117,135.62	219,481,763.31										135,689,475.10	83,792,288.21	#	-	219,481,763.31

SUMMARY:

	Previous Report (June)	This month (July)	As of Date		Previous Report (June)	This month (July)	As of Date
Total Disbursement Authorities Received				Total Disbursements Program	375,746,764.34	252,002,906.49	July 31, 2020
NCA	362,837,434.46	239,078,324.00	July 31, 2020	Less: * Actual Disbursements	241,945,313.12	219,481,763.31	July 31, 2020
Working Fund				(Over)/Under spending	133,801,451.22	32,521,143.18	July 31, 2020
TRA	12,909,329.88	12,924,582.49	July 31, 2020				
CDC							
NCAA							
Others (CDT, BTr Docs Stamp, etc.)							
Less: Notice of Transfer Allocations (NTA)* issued							
Total Disbursements Authorities Available	375,746,764.34	252,002,906.49	July 31, 2020				
Less: Lapsed NCA	133,801,451.22						
Disbursements *	241,945,313.12	219,481,763.31	July 31, 2020				
Balance of Disbursements Authorities as of to date	133,801,451.22	32,521,143.18	July 31, 2020				

Notes: The use of NTA is discouraged
 * Amounts should tally

Prepared by: 
 CO2 EVELYN A. VILLEGAS

Date: _____

Noted by: 
 JULIE ANN S. FAUSTINO
 Chief, Cashier Section

Date: _____

MONTHLY REPORT OF DISBURSEMENTS

For the month of JUNE 2020


Department Department of Justice
 Agency Bureau of Corrections
 Operating Unit New Bilibid Prison
 Organization Code (UACS) 150020700003
 Funding Source Code (as clustered): 1101101

PARTICULARS	CURRENT YEAR BUDGET					PRIOR YEAR'S BUDGET										SUB-TOTAL	TRUST LIABILITIES			GRAND TOTAL					Remarks			
	PS	MOOE	FIN	CC	TOTAL	PRIOR YEAR'S ACCOUNTS PAYABLE					CURRENT YEAR'S ACCOUNTS PAYABLE						PS	CO	TOTAL	PS	MOOE	FIN	CC	TOTAL				
						PS	MOO	FIN	CC	Sub-Total	PS	MOOE	FIN	CC	Sub-Total											TOTAL		
1	2	3	4	5	6=(2+3+4+5)	7	8	9	10	11=(7+8+9+10)	12	13	14	15	16=(12+13+14+15)	17=(11+16)	18=(6+17)	#	20	21	22=(19+20+21)	23	24	25	26	27=(23+24+25+26)	28	
JUNE																												
Notice of Cash Allocation					263,225,000.00																						263,225,000.00	
MDS Checks Issued	15,720,912.42	2,312,528.82			18,033,441.24																						18,033,441.24	
Advice to Debit Account	125,506,908.57	75,061,708.77			200,568,617.34						3,577.68	10,430,346.98			10,433,924.66	10,433,924.66	211,002,542.00					125,510,486.25	85,492,055.75			0	211,002,541.00	
Tax Remittance Advices Issued	7,506,316.23	4,812,212.28			12,318,528.51							590,801.37			590,801.37	590,801.37	12,909,329.88				7,506,316.23	5,403,013.85			0	12,909,329.88		
Cash Disbursement Ceiling																												
Non-Cash Availment Authority																												
Others (CDT, Docs Stamp, etc.)																												
TOTAL	148,734,137.22	82,186,449.87			230,920,587.09	#	#	#	-	-	3,577.68	11,021,148.35	#		11,024,726.03	11,024,726.03	241,945,313.12					148,737,714.90	93,207,598.22		-	241,945,311.12		

SUMMARY:

	Previous Report (May)	This month (June)	As of Date		Previous Report (May)	This month (June)	As of Date
Total Disbursement Authorities Received				Total Disbursements Program	508,722,800.59	375,746,764.34	June 30, 2020
NCA	495,264,740.38	362,837,434.46	June 30, 2020	Less: * Actual Disbursements	410,793,630.35	241,945,313.12	June 30, 2020
Working Fund				(Over)/Under spending	97,929,170.24	133,801,451.22	June 30, 2020
TRA	13,458,060.21	12,909,329.88	June 30, 2020				
CDC							
NCAA							
Others (CDT, BTr Docs Stamp, etc.)							
Less: Notice of Transfer Allocations (NTA)* issued							
Total Disbursements Authorities Available	508,722,800.59	375,746,764.34	June 30, 2020				
Less: Lapsed NCA							
Disbursements *	410,793,630.35	241,945,313.12	June 30, 2020				
Amount of Checks issued last May but cancelled on June 2020		1,683,264.22					
Balance of Disbursements Authorities as of to date	97,929,170.24	133,801,451.22	June 30, 2020				

Notes: The use of INTA is discouraged
 * Amounts should tally

Prepared by: 
 CO2 EVELYN A. VILLEGAS

Date: _____

Noted by: 
 JULIE ANN G. FAUSTINO
 Chief, Cashier Section

Date: _____

MONTHLY REPORT OF DISBURSEMENTS
For the month of **MAY 2020**

Department : Department of Justice
 Agency : Bureau of Corrections
 Operating Unit : New Bilbid Prison
 Organization Code (UACS) : 150020700003
 Funding Source Code (as clustered): 1101101
 (e.g. Old Fund Code: 101,102, 151)


PARTICULARS	CURRENT YEAR BUDGET					PRIOR YEAR'S BUDGET										SUB-TOTAL	TRUST LIABILITIES				GRAND TOTAL					Remarks		
	PS	MOOE	Fin. Exp	CC	TOTAL	PRIOR YEAR'S ACCOUNTS PAYABLE					CURRENT YEAR'S ACCOUNTS PAYABLE						TOTAL	PS	OC	CO	OTA	PS	MOOE	Fin. Exp	CO		TOTAL	
						PS	MOOE	Fin. Exp	CC	Sub-Total	PS	MOOE	Fin. Exp	CC	Sub-Total													PS
1	2	3	4	5	6=(2+3+4+5)	7	8	9	10	11=(7+8+9+10)	12	13	14	15	16=(12+13+14+15)	17=(11+16)	18=(6+17)	19	20	21	22=(19+20+21)	23	24	25	26	27=(23+24+25+26)	28	
MAY																												
Notice of Cash Allocation					415,957,058.00																						415,957,058.00	
MDS Checks Issued	26,587,551.42	4,234,349.50			30,821,900.92												30,821,900.92										30,821,900.92	
Advice to Debit Account	275,203,183.42	68,546,682.97			343,749,866.39	5,344,582.08				5,344,582.08	17,419,220.75				17,419,220.75	22,763,802.83	366,513,669.22						275,203,183.42	91,310,485.80			366,513,669.22	
Tax Remittance Advices Issued	7,430,066.19	4,727,251.26			12,157,317.45	303,961.86				303,961.86	996,780.90				996,780.90	1,300,742.76	13,458,060.21						7,430,066.19	6,027,994.02			13,458,060.21	
Cash Disbursement Ceiling																												
Non-Cash Availment Authority																												
Others (CDT, Docs Stamp, etc.)																												
TOTAL	309,220,801.03	77,508,283.73			386,729,084.76	5,648,543.94				5,648,543.94	18,416,001.65				18,416,001.65	24,064,545.59	410,793,630.35						309,220,801.03	101,572,829.32			410,793,630.35	

SUMMARY:

	<u>Previous Report (April)</u>	<u>This month (May)</u>	<u>As of Date</u>		<u>Previous Report (Apr)</u>	<u>This month (May)</u>	<u>As of Date</u>
Total Disbursement Authorities Received				Total Disbursements Program	311,737,988.03	508,722,800.59	May 31,2020
NCA	297,789,000.00	495,264,740.38	May 31,2020	Less: * Actual Disbursements	232,430,305.65	410,793,630.35	May 31,2020
Working Fund				(Over)/Under spending	79,307,682.38	97,929,170.24	May 31,2020
TRA	13,948,988.03	13,458,060.21	May 31,2020				
CDC							
NCAA							
Others (CDT, BTr Docs Stamp, etc.)							
Less: Notice of Transfer Allocations (NTA)* issued							
Total Disbursements Authorities Available	311,737,988.03	508,722,800.59	May 31,2020				
Less: Lapsed NCA							
Disbursements *	232,430,305.65	410,793,630.35	May 31,2020				
Balance of Disbursements Authorities as of to date	79,307,682.38	97,929,170.24	May 31,2020				

Notes: The use of NTA is discouraged
 * Amounts should tally

Prepared by: 
CO2 EVELYN A. VILLEGAS
 Date: _____

Noted by: 
JULIE ANN C. FAUSTINO
 Chief, Cashier Section
 Date: _____


MONTHLY REPORT OF DISBURSEMENTS
For the month of **APRIL 2020**


Department : Department of Justice
 Agency : Bureau of Corrections
 Operating Unit : New Bilibid Prison
 Organization Code (UACS) : 150020700003
 Funding Source Code (as clustered): 1101101
 (e.g. Old Fund Code: 101,102, 151)

PARTICULARS	CURRENT YEAR BUDGET					PRIOR YEAR'S BUDGET											SUB-TOTAL	TRUST LIABILITIES				GRAND TOTAL					Remarks	
	PS	MOOE	Fin. Exp	CO	TOTAL	PRIOR YEAR'S ACCOUNTS PAYABLE					CURRENT YEAR'S ACCOUNTS PAYABLE							TOTAL	PS	MOOE	CO	TOTAL	PS	MOOE	Fin. Exp	CO		TOTAL
						PS	MOOE	Fin. Exp	CO	Sub-Tot	PS	MOOE	Fin. Exp	CO	Sub-Total	PS												
1	2	3	4	5	6=(2+3+4+5)	7	8	9	10	11=(7+8+9+10)	12	13	14	15	16=(12+13+14+15)	17=(11+16)	18=(6+17)	19	20	21	22=(19+20+21)	23	24	25	26	27=(23+24+25+26)	28	
APRIL																												
Notice of Cash Allocation (NCA)					297,789,000.00																							297,789,000.00
MDS Checks issued	3,540,503.38	43,530.40			3,584,033.78												3,584,033.78										3,584,033.78	
Advice to Debit Account	115,969,468.25	74,635,578.59			190,605,046.84						25,321.12	24,266,915.88				24,292,237.00	24,292,237.00	214,897,283.84										214,897,283.84
Working Fund (NCA issued to BTr)																												
Tax Remittance Advices Issued (TRA)	7,339,455.28	5,235,933.73			12,575,389.01							1,373,599.02				1,373,599.02	1,373,599.02	13,948,988.03										13,948,988.03
Cash Disbursement Ceiling (CDC)																												
Non-Cash Availment Authority (NCAA)																												
Others (CDT, BTr Docs Stamp, etc.)																												
TOTAL	126,849,426.91	79,915,042.72			206,764,469.63			#			25,321.12	25,640,514.90	#	#	25,665,836.02	25,665,836.02	232,430,305.65										232,430,305.65	

SUMMARY:		<u>Previous Report (March)</u>	<u>This month (April)</u>	<u>As of Date</u>		<u>Previous Report (March)</u>	<u>This month (April)</u>	<u>As of Date</u>
Total Disbursement Authorities Received					Total Disbursements Program	330,918,566.25	311,737,988.03	April 30, 2020
NCA	314,318,754.43	297,789,000.00		April 30, 2020	Less: * Actual Disbursements	312,278,316.02	232,430,305.65	April 30, 2020
Working Fund					(Over)/Under spending	18,640,250.23	79,307,682.38	April 30, 2020
TRA	16,599,811.82	13,948,988.03		April 30, 2020				
CDC								
NCAA								
Others (CDT, BTr Docs Stamp, etc.)								
Less: Notice of Transfer Allocations (NTA)* issued								
Total Disbursements Authorities Available	330,918,566.25	311,737,988.03		April 30, 2020				
Less: Lapsed NCA	18,640,250.23							
Disbursements *	312,278,316.02	232,430,305.65		April 30, 2020				
Balance of Disbursements Authorities as of to date	18,640,250.23	79,307,682.38		April 30, 2020				

Notes: The use of NTA is discouraged
 * Amounts should tally

Prepared by: 
 CO2 EVELYN A. VILLEGAS
 Date: _____

Noted by: 
 JULIE ANN G. FAUSTINO
 Chief, Cashier Section
 Date: _____

MONTHLY REPORT OF DISBURSEMENTS

For the month of FEBRUARY 2020

Department Department of Justice
 Agency Bureau of Corrections
 Operating Unit New Bilibid Prison
 Organization Code (UACS) 15002070003
 Funding Source Code (as clustered): 1101101

PARTICULARS	CURRENT YEAR BUDGET					PRIOR YEAR'S BUDGET											SUB-TOTAL	TRUST LIABILITIES			GRAND TOTAL					Remarks		
	PS	MOOE	CC	TOTAL	PRIOR YEAR'S ACCOUNTS PAYABLE					CURRENT YEAR'S ACCOUNTS PAYABLE						PS		CO	OTA	PS	MOOE	Fi n. Exp	CO	TOTAL				
					PS	MOOE	n. Ex	CO	Sub-Total	PS	MOOE	n. Ex	CC	Sub-Total	TOTAL													
1	2	3	4	5	6=(2+3+4+5)	7	8	9	10	11=(7+8+9+10)	12	13	14	15	16=(12+13+14+15)	17=(11+16)	18=(6+17)	19	20	21	22=(19+20+21)	23	24	25	26	27=(23+24+25+26)	28	
FEBRUARY																												
Notice of Cash Allocation					286,576,977.00																							286,576,977.00
MDS Checks Issued	61,135,460.71	10,065,984.29			71,201,445.00					-	1,059,713.61	3,933,030.91			4,992,744.52	4,992,744.52	76,194,189.52				#	62,195,174.32	13,999,015.20		#	0	76,194,189.52	
Advice to Debit Account	110,177,644.85	75,990,988.01			186,168,632.86		351,368.89				1,273,731.62	24,627,021.33			25,900,752.95	25,900,752.95	212,069,385.81				#	111,451,376.47	100,969,378.23		-		212,420,754.70	
Tax Remittance Advices Issued	7,997,015.58	5,118,344.20			13,115,359.78		22,815.00					1,850,465.45			1,850,465.45	1,850,465.45	14,965,825.23					7,997,015.58	6,991,624.65		-		14,988,640.23	
Cash Disbursement Ceiling																												
Non-Cash Availment Authority																												
Others (CDT, Docs Stamp, etc.)																												
TOTAL	179,310,121.14	91,175,316.50			270,485,437.64		374,183.89	#	#	374,183.89	2,333,445.23	30,410,517.69			32,743,962.92	32,743,962.92	303,229,400.56					181,643,566.37	121,980,018.08		-		303,603,584.45	

SUMMARY:

	Previous Report (Jan)	This month (FEBRUARY)	As of Date		Previous Report (Jan)	This month (Feb.)	As of Date
Total Disbursement Authorities Received				Total Disbursements Program	278,224,277.19	349,181,919.64	February 28, 2020
NCA	263,554,000.00	334,193,279.41	February 29, 2020	Less: * Actual Disbursements	231,860,156.41	303,603,584.45	February 28, 2020
Working Fund				(Over)/Under spending	46,364,120.78	45,578,335.19	February 28, 2020
TRA	14,670,277.19	14,988,640.23	February 29, 2020				
CDC							
NCAA							
Others (CDT, BTr Docs Stamp, etc.)							
Less: Notice of Transfer Allocations (NTA)* issued							
Total Disbursements Authorities Available	278,224,277.19	349,181,919.64	February 29, 2020				
Less: Lapsed NCA							
Disbursements *	231,860,156.41	303,603,584.45	February 29, 2020				
Amount of Checks issued last Jan. but cancelled on Feb. 2020		1,252,181.63					
Balance of Disbursements Authorities as of to date	46,364,120.78	45,578,335.19	February 29, 2020				

Prepared by:

CO2 EVELYN A. VILLEGAS

Date: 03/11/2020

Noted by:

JULIE ANN G. FAUSTINO

Chief, Cashier Section

Date: _____

MONTHLY REPORT OF DISBURSEMENTS

For the month of JANUARY 2020


Department : Department of Justice
 Agency : Bureau of Corrections
 Operating Unit : New Bilibid Prison
 Organization Code (UACS) : 150020700003
 Funding Source Code (as clustered): 1101101


PARTICULARS	CURRENT YEAR BUDGET					PRIOR YEAR'S BUDGET										SUB-TOTAL	RUST LIABILITY				GRAND TOTAL					Remarks		
	PS	MOOE	Fin. Exp.	CO	TOTAL	PRIOR YEAR'S ACCOUNTS PAYABLE					CURRENT YEAR'S ACCOUNTS PAYABLE						TOTAL	PS	MOOE	Fin.	CO	TOTAL	PS	MOOE	Fin.		CO	TOTAL
						PS	MOOE	Fin.	CO	Sub-Total	PS	MOOE	Fin.	CO	Sub-Total													
1	2	3	4	5	6=(2+3+4+5)	7	8	9	10	11=(7+8+9+10)	12	13	14	15	16=(12+13+14+15)	17=(11+16)	18=(6+17)	19	20	21	22=(19+20+21)	23	24	#	26	27=(23+24+25+26)	28	
JANUARY																												
Notice of Cash Allocation (NCA)					263,554,000.00																						263,554,000.00	
MDS Checks Issued	17,706,923.94	-			17,706,923.94					0	1,628,535.04	2,046,850.13			3,675,385.17	3,675,385.17					0	19,335,458.98	2,046,850.13			0	21,382,309.11	
Advice to Debit Account	86,949,201.99	966,304.59			87,915,506.58	245,870.86				245,870.86	4,026,248.42	103,619,944.25			107,646,192.67	107,892,063.53					0	90,975,450.41	104,832,119.70			-	195,807,570.11	
Working Fund (NCA issued to BTR)																					0							
Tax Remittance Advices Issued (TRA)	8,014,176.84	-			8,014,176.84	16,391.39				16,391.39	4,500.00	6,635,208.96			6,639,708.96	6,656,100.35					0	8,018,676.84	6,651,600.35			-	14,670,277.19	
Cash Disbursement Ceiling (CDC)																												
Non-Cash Availment Authority (NCAA)																												
Others (CDT, BTR Docs Stamp, etc.)																												
TOTAL	112,670,302.77	966,304.59		#	113,636,607.36	262,262.25		#	262,262.25	5,659,283.46	112,302,003.34	#	117,961,286.80	118,223,549.05	231,860,156.41							118,329,586.23	113,530,570.18		-	231,860,156.41		

SUMMARY:

	Previous Report	This month (JANUARY)	As of Date		Previous R	This month (January)	As of Date
Total Disbursement Authorities Received				Total Disbursements Program		278,224,277.19	January 31, 2020
NCA		263,554,000.00	January 31, 2020	Less: * Actual Disbursements		231,860,156.41	January 31, 2020
Working Fund				(Over)/Under spending		46,364,120.78	January 31, 2020
TRA		14,670,277.19	January 31, 2020				
CDC							
NCAA							
Others (CDT, BTR Docs Stamp, etc.)							
Less: Notice of Transfer Allocations (NTA)* issued							
Total Disbursements Authorities Available		278,224,277.19	January 31, 2020				
Less: Lapsed NCA			January 31, 2020				
Disbursements *		231,860,156.41	January 31, 2020				
Balance of Disbursements Authorities as of to date		46,364,120.78	January 31, 2020				

Notes: The use of NTA is discouraged
 * Amounts should tally

Prepared by:

 CO2 EVELYN A. VILLEGAS
 Date: _____

Noted by:

 JULIE ANN G. FAUSTINO
 Chief, Cashier Section
 Date: _____